




















FIXTURE COMPATIBILITY

		SENSOR AND ACCESSORIES								
		Integral Factory Installed (-LE)	LE-MS2-HB1	LE-MS3-AUX-HB1	LE-MS-ECO3 (1 per room)	LE-C1 (1 per fixture)	LE-SW2	LE-SW3	LE-SW4	LE-WP
MQHB				✓			✓	✓	✓	✓
RSHL				✓			✓	✓	✓	✓
LPX and LPX-CP4					✓	✓	✓	✓	✓	✓
CBLQ					✓	✓	✓	✓	✓	✓
SLS			✓				✓	✓	✓	✓
VPA			✓				✓	✓	✓	✓
SSF-LE		✓					✓	✓	✓	✓



LEARN MORE

FIXTURE COMPATIBILITY

		Available as kits, see product specification sheets for details							
		LE-MS3W-BL AUX-HB1	+	LE-ADAPTERW- BL-AUX	+	LE-RECPTW- BL-AUX	+	LE-C3	
			+		+		+		
ECX		✓	+	✓	+	✓			
FXA 70-350W		✓	+	✓	+	✓	+	✓	
RXAR		✓							
PKR KIT		✓							
ETIOS		✓	+	✓					
WLZ4-10		✓	+	✓	+	✓	+	✓	
RWE		✓	+	✓	+	✓	+	✓	
WTA		✓	+	✓	+	✓	+	✓	



LEARN MORE

888.533.3948 | barronltg.com
10840489 Rev 4