

The ILXC-RG combination exit/emergency unit combines an attractive, easy-to-install compact contemporary design with proven, ultra-reliable electronics to provide the very best in energy efficient emergency lighting. Easily field-switchable between red and green legends, ILXC-RG exits feature universal mounting, canopy included, for easy installation.

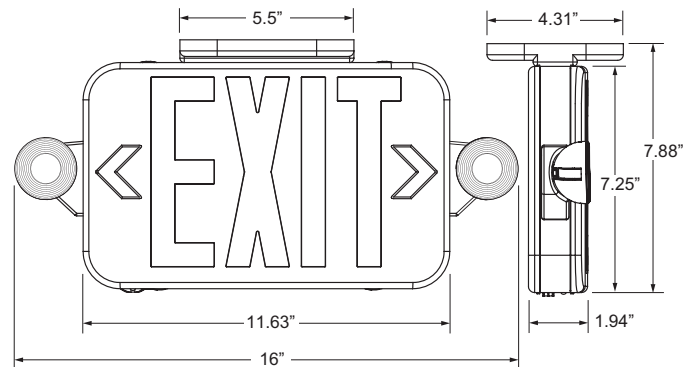
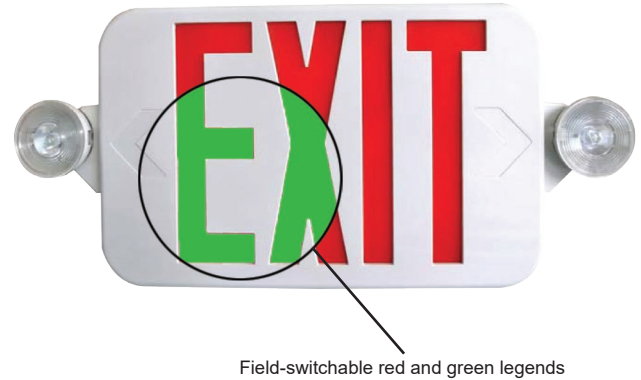
FEATURES AND BENEFITS

- Two (2) 0.5W fully adjustable round heads with long-lasting high-intensity LED lamps
- Field-switchable red or green legend by toggling the interior dip switch
- Optional remote capacity of up to 1W, compatible with **MLED** remote lamps
- Easy to install, snap together design
- Universal style - includes two (2) face plates with red and green diffusers, a back plate and mounting canopy
- California Energy Commission (CEC) compliant

SPECIFICATIONS

- Illumination:** Legend: Constant, uniform illumination by long-life, high intensity, red or green field-switchable LEDs
Lamps: Two (2) fully adjustable long-life, high intensity LED lamp heads, 0.5W per head
- Housing:** Rugged, injection-molded UL 94 5VA flame retardant, high-temperature thermoplastic housing
- Input:** 120/277V dual primary, 60Hz input
- Battery:** Maintenance-free 3.6V NiCad battery
- Operating Temp:** 0°C to 40°C (32°F to 1204°F)
- Run Time:** UL listed 90 minute emergency run time, 24 hour recharge time
- Legend:** Fully-illuminated 6" characters with 3/4" stroke, field selectable directional chevrons included for all configurations, includes red and green diffusers
- Mounting:** Flexible mounting, includes snap-on canopy for top or end mount
- Finishes:** Black or White
- Options:** R - Remote capacity of up to 1W, compatible with **MLED** remote lamps
- Certifications:** UL Listed for Damp Locations, California Energy Commission (CEC) compliant
- Warranty:** Any component that fails due to a manufacturing defect is guaranteed for five years with a separate five year prorated warranty on the battery. The warranty does not cover physical damage, abuse or instances of uncontrollable natural forces. See the full Exitronix warranty document for detailed information. (Terms and Conditions apply)

Model: _____ Date: _____
 Accessories: _____
 Job Name: _____ Type: _____



ULTIMATE PERFORMANCE. UNPARALLELED VALUE.

ORDERING INFORMATION Example: ILXC-U-RG-WH-R

| Series | # of Faces | LED Color | Finish | Options (Factory Installed) |
|--------|----------------------------------|---------------------------|--------------------------|----------------------------------|
| ILXC | U = Universal Single/Double-face | RG = Red/Green Switchable | BL = Black WH = White | R ¹ = Remote Capacity |

Notes

¹ Compatible with [MLED](#) remote lamps

ELECTRICAL RATINGS

| Model | NiCad Battery | Brownout | Low Voltage Disconnect | Overload Disconnect | Short Circuit Disconnect | Solid State Transfer | Input | | | | Remote Capability |
|-----------------|-----------------|----------|------------------------|---------------------|--------------------------|----------------------|---------|----|------|-----|-------------------|
| | | | | | | | VAC | Hz | mA | W | |
| ILXC-U-RG-XX | 3.6V, 300mA | No | Yes | No | No | Yes | 120/277 | 60 | 0.12 | 1.2 | N/A |
| ILXC-U-RG--XX-R | 2 x 3.6V, 300mA | No | Yes | No | No | Yes | 120/277 | 60 | 0.12 | 1.2 | 3.6V, 1W |

CONSTRUCTION

The ILXC features an injection-molded enclosure constructed of UV-stabilized, UL 94 5VA flame-retardant, high-temperature, high-impact thermo-plastic. Fixtures resist denting, peeling, scratching and corrosion. Toolless access provided for easy maintenance. Universal J-box mounting pattern with keyhole slots and snap-together design provide simple installation. The factory-installed, glare-free thermoplastic lamp heads are fully adjustable and incorporate energy-saving, long-life, bright white LEDs to provide optimal center-to-center spacing. NFPA approved field-selectable chevrons. An extra stencil face is included for field-selectable single- or double-face.

ILLUMINATION

Illumination of the ILXC-RG series is achieved with high output, long lasting, field-switchable red or green LEDs. Includes color-matched red and green diffusers that eliminate hot spots and striations, providing optimal light output.

EMERGENCY LIGHTS

Two (2) fully adjustable 0.5W high-intensity LED lamp heads.

ELECTRICAL

Input

Dual-voltage input 120/277VAC @ 60Hz.

Sealed Nickel Cadmium Battery – NiCad

Extronix sealed nickel cadmium batteries are maintenance-free.

Emergency

The ILXC-RG series exit will operate for a minimum of 90 minutes during a loss of power with a 24 hour maximum recharge time for the battery.

Test Button

The test button is easy to locate and provides manual verification of the transfer circuit and emergency lamps.

INSTALLATION

Simple snap together universal design allows for faceplate and back plate to be fully interchangeable. Mounting canopy is supplied with all signs and snaps into enclosure with two positive locking tabs.

DAMP LOCATION RATED

Damp location rated fixture that is normally or periodically subject to condensation of moisture in, on or adjacent to, and includes partially protected locations.

OPTIONS

Remote Capable (Option: R)

The R option provides this unit with an additional 1W of remote power, compatible with [MLED](#) remote lamps.

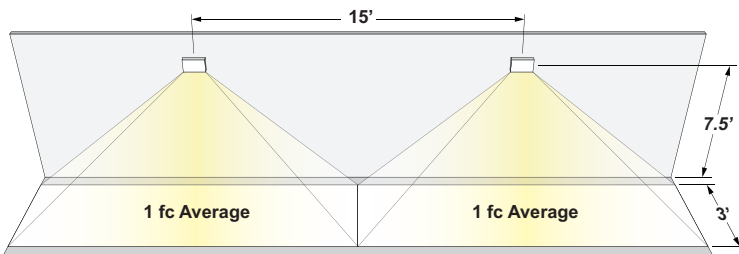
CONFORMANCE TO CODES & STANDARDS

The ILXC-RG Series is UL Listed for Damp Locations and meets or exceeds the following: UL 924, CEC, NEC requirements and NFPA 101.

ON-CENTER SPACING (Multiple units mounted at a typical 7.5 foot height)

| Model | # of LED Lamps | 3' Path, 6' Corridor | 6' Path, 6' Corridor |
|----------------|----------------|----------------------|----------------------|
| ILXC-U-RG-XX | 2 | 15' | 10' |
| ILXC-U-RG-XX-R | 2 | 15' | 10' |

Barron assumes no responsibility for local requirements or specific project variables. This is a guideline to be used as a design aid, not as a guarantee of any code compliance.



ULTIMATE PERFORMANCE. UNPARALLELED VALUE.